gamcorp

23 Nov 2026
4.00pm AEDT

UPDATE TO MID-SCALE SOLAR

The as-built structural report requirement for STCs

Solar Ready™ + Solar Verified™



Gamcorp Webinar with Sanna Afshar

What installers need to prepare when claiming STCs.

gamcorp

WHAT THE CER REQUIRES

For systems over 100 kW and up to 1 MW to claim STCs.

NEW
An as-built structural engineering report

Electrical single line diagram

Connection agreement

Applies to eligible installations from 1 October 2026.

gamcorp

HOW THE AS-BUILT REPORT HAPPENS?

1.

The engineer reviews what you planned to install with the completed Solar Ready Certificate.

2.

The engineer checks the completed installation against the Solar Ready Certification.

3.

If all looks good!
Engineer issues
Solar Verified As-Built Report.

gamcorp

WHY IS THIS IMPORTANT?

Engineering advice isn't always followed during installation... you hold the risk if installed incorrectly.

This is particularly important when an EPC manages the project but separate contractors complete the installation.

Contractors may not fully understand the engineering requirements or conditions of certification.

This can lead to installations that don't meet the approved design.

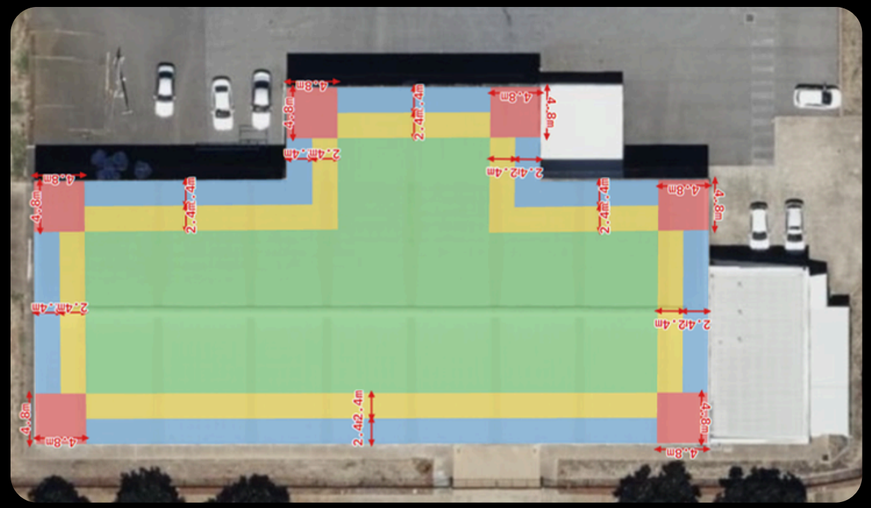

Certificate Zoning Plan



Incorrect Final Installation

gamcorp

PLAN BEFORE INSTALLATION

Site evidence
Photograph fixings before they’re covered and record changes to the assessed design.

Follow-up
Allow time for extra evidence, an inspection or corrective work if needed.



gamcorp

3 WAYS OF PROVIDING INFO FOR A AS-BUILT REPORT

A.

Final PV Layout with Rail Confirmation and Overall Site Photo Confirmation

$

Low Cost
Low Time

Provide “Installed PV Layout” with Rail Requirements and Edge Zone demarcation and minor site-related inspection information

B.

Detailed Site Inspection

$$$

High Cost
High Time

You don’t have the internal team to provide As-Built PV layout due to the use of PV Design software.

Gamcorp needs a more Detailed Site Inspection review, including Rail Confirmation, Zone Measurements & Confirmation

C.

Gamcorp Site Inspection

$$$$$

Highest Cost
Highest Time

Gamcorp organises and deploys our site inspectors to collect all the information we need. Across our inspection network covering **AUS, NZ + PacIs**

gamcorp

TYPE OF EVIDENCE REQUIRED

Installation Zone Distance Compliance

Distance from edge & corner zones



Rail Requirements in Relative Zones

2 rails in internal zone, 3 rails in edge/intermediate zones etc.



Torque Spot Checks

Torque checks to Array Frame Manufacturer requirements



PV Panel Dimension Confirmation

PV panel not exceeding the maximum assessed panel size



gamcorp

HOW YOUR SUBMISSION WILL WORK

1. Open the link or scan the QR code from Gamcorp.
2. Enter your job, site and system details.
3. Upload the final PV layout and flag changes.
4. Attach installation photos and records.
5. Gamcorp reviews the evidence before deciding whether to issue a report.

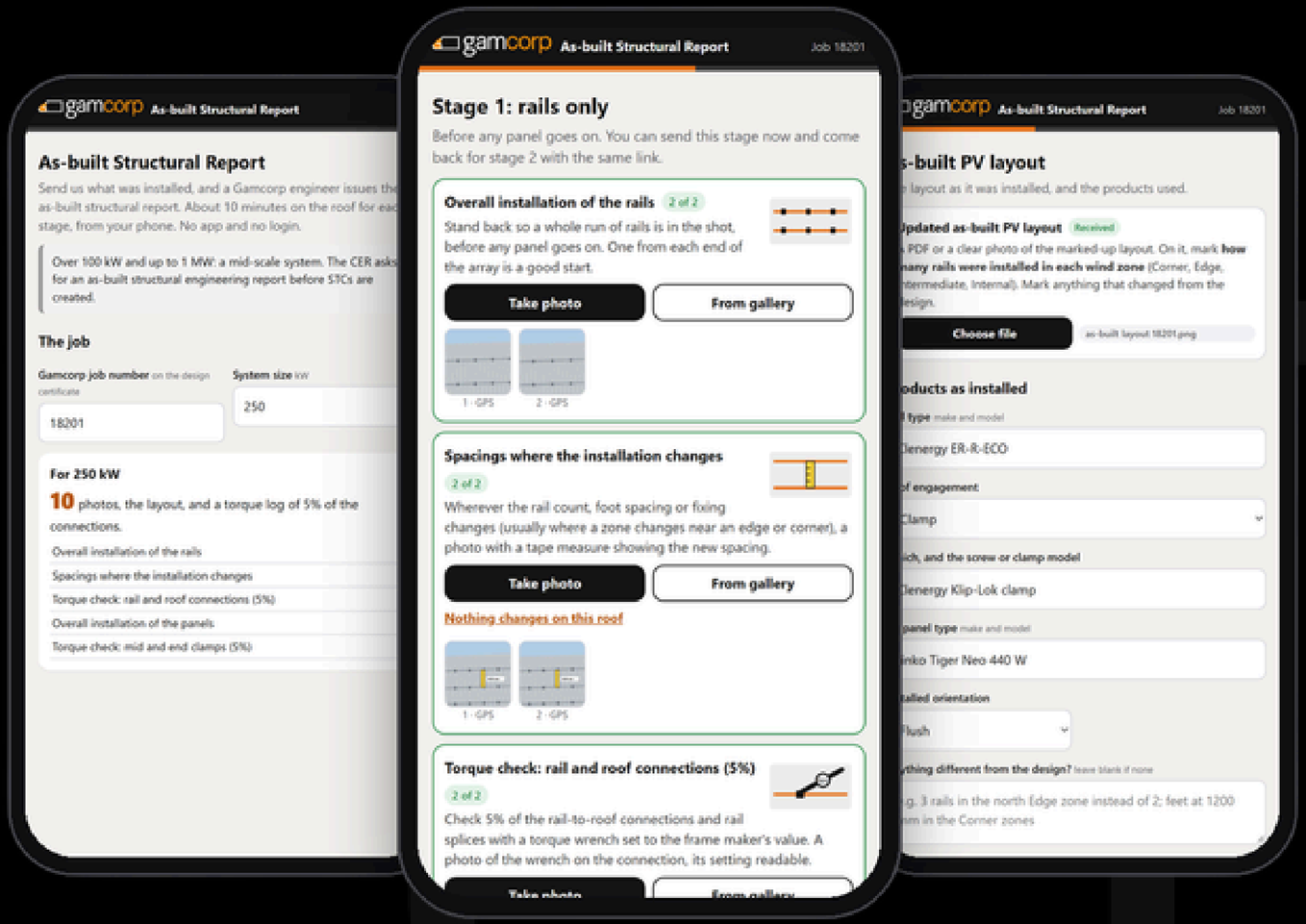

gamcorp

1. Solar Ready™

+

2. Solar Verified™

Solar Ready · Before installation

We assess the proposed installation and supporting structure.

Solar Verified · After installation

We review the completed installation against the assessed design*.

***Eligibility** Gamcorp must have issued your Solar Ready certificate.

gamcorp

SO WHAT NOW

Have a Solar Ready certificate?

If Gamcorp issued your certificate, get in touch.

Already started?

Tell us where the job is up to and what evidence you can still capture.

Just finished the job?

Gather the photos and records you already have.



Gamcorp will follow-up and confirm what else is needed to complete As-Built Report

gamcorp

TALK TO GAMCORP EARLY

Send us your project details before work starts.

We'll confirm the engineering scope, what your crew needs to capture and where the as-built review fits in your programme.

03 9543 2211

www.gamcorp.com.au

info@gamcorp.com.au

gamcorp

QUESTIONS AND DISCUSSION

When are photos enough?
When might an inspection be needed?
How much time should you allow?
Can Gamcorp provide As-Built for Non-Engineering projects?


03 9543 2211


www.gamcorp.com.au


info@gamcorp.com.au